

REVIEW SUMMARY

CLIMATE

Pantropical climate interactions

Wenju Cai, Lixin Wu*, Matthieu Lengaigne, Tim Li, Shayne McGregor, Jong-Seon Kug, Jin-Yi Yu, Malte F. Stuecker, Agus Santoso, Xichen Li, Yoo-Geun Ham, Yoshimitsu Chikamoto, Benjamin Ng, Michael J. McPhaden, Yan Du, Dietmar Dommenges, Fan Jia, Jules B. Kajtar, Noel Keenlyside, Xiaopei Lin, Jing-Jia Luo, Marta Martín-Rey, Yohan Ruprich-Robert, Guojian Wang, Shang-Ping Xie, Yun Yang, Sarah M. Kang, Jun-Young Choi, Bolan Gan, Geon-Il Kim, Chang-Eun Kim, Sunyoung Kim, Jeong-Hwan Kim, Ping Chang

BACKGROUND: Ocean-atmosphere interactions in the tropics have a profound influence on the climate system. El Niño–Southern Oscillation (ENSO), which is spawned in the tropical Pacific, is the most prominent and well-known year-to-year variation on Earth. Its reach is global, and its impacts on society and the environment are legion. Because ENSO is so strong, it can excite other modes of climate variability in the Atlantic and Indian Oceans by altering the general circulation of the atmosphere. However, ocean-atmosphere interactions internal to the Atlantic and Indian Oceans are capable of generating distinct modes of climate variability as well. Whether the Atlantic and Indian Oceans can feed back onto Pacific climate has been an ongoing matter of

debate. We are now beginning to realize that the tropics, as a whole, are a tightly interconnected system, with strong feedbacks from the Indian and Atlantic Oceans onto the Pacific. These two-way interactions affect the character of ENSO and Pacific decadal variability and shed new light on the recent hiatus in global warming. Here we review advances in our understanding of pantropical interbasin climate interactions and their implications for both climate prediction and future climate projections.

ADVANCES: ENSO fluctuates between warm events (El Niño) and cold events (La Niña). These events force changes in the Atlantic and Indian Oceans that can feed back onto

the Pacific. Indian Ocean variations, for example, can accelerate the demise of El Niño and facilitate its transition to La Niña. ENSO events also exhibit considerable diversity in their amplitude, spatial structure, and evolution, which matters for how they affect global climate. Sea surface temperature variations in the equatorial and north tropical Atlantic can significantly contribute to the diversity of these

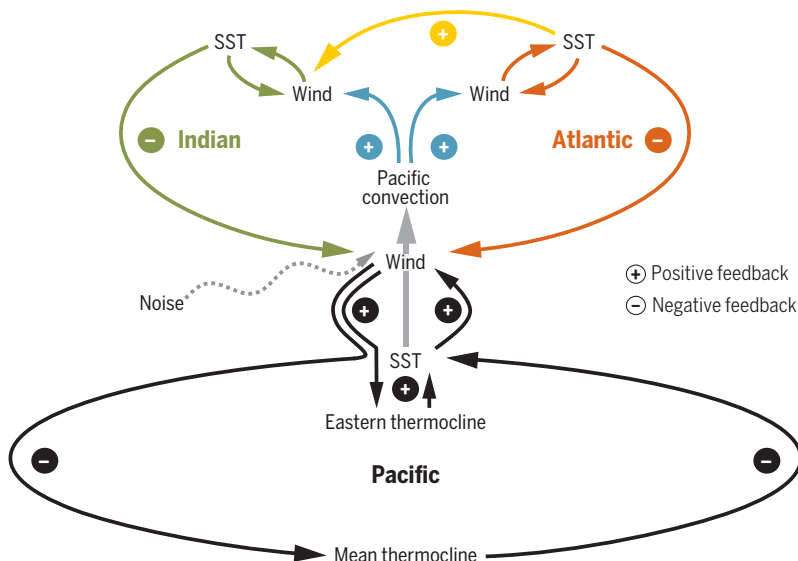
ON OUR WEBSITE

Read the full article at <http://dx.doi.org/10.1126/science.aav4236>

events. In addition, tropical interbasin linkages vary on decadal time scales. Warming during a positive phase of Atlantic Multidecadal Variability over the past two decades has

strengthened the Atlantic forcing of the Indo-Pacific, leading to an unprecedented intensification of the Pacific trade winds, cooling of the tropical Pacific, and warming of the Indian Ocean. The Indo-Pacific temperature contrast further strengthened the Pacific trade winds, helping to prolong the cooling in the Pacific. These interactions forced from the tropical Atlantic were largely responsible for the recent hiatus in global surface warming. Changes in Pacific mean-state conditions during this hiatus also affected ENSO diversity considerably.

OUTLOOK: There is tremendous potential for improving seasonal to decadal climate predictions and for improving projections of future climate change in the tropics though advances in our understanding of the dynamics that govern interbasin linkages. The role of the tropical Atlantic, in particular, requires special attention because all climate models exhibit systemic errors in the mean state of the tropical Atlantic that compromise their reliability for use in studies of climate variability and change. Projections based on the current generation of climate models suggest that Pacific mean-state changes in the future will involve faster warming in the east equatorial basin than in the surrounding regions, leading to an increase in the frequency of extreme El Niños. Given the presumed strength of the Atlantic influence on the pantropics, projections of future climate change could be substantially different if systematic model errors in the Atlantic were corrected. Progress on these issues will depend critically on sustaining global climate observations; climate model improvements, especially with regard to model biases; and theoretical developments that help us to better understand the underlying dynamics of pantropical interactions and their climatic impacts. ■



Pantropical feedbacks affecting ENSO. The black loop represents internal Pacific fast positive feedbacks (short arrows) and delayed negative feedbacks (long arrows). Interbasin feedbacks include Pacific feedbacks onto the Atlantic and Indian Oceans (blue arrows), delayed negative feedbacks of the Atlantic and Indian Oceans onto the Pacific (orange and green arrows, respectively), and positive feedbacks of the Atlantic onto the Indian Ocean (yellow arrow). The effects of atmospheric noise forcing in the Pacific are indicated by the gray dotted line.

The list of author affiliations is available in the full article online.
*Corresponding author. Email: lxwu@qnlm.ac
Cite this article as W. Cai et al., *Science* 363, eaav4236 (2019). DOI: 10.1126/science.aav4236

REVIEW

CLIMATE

Pantropical climate interactions

Wenju Cai^{1,2}, Lixin Wu^{1*}, Matthieu Lengaigne^{3,4}, Tim Li⁵, Shayne McGregor^{6,7}, Jong-Seong Kug⁸, Jin-Yi Yu⁹, Malte F. Stuecker^{10,11}, Agus Santoso^{2,12}, Xichen Li¹³, Yoo-Geun Ham¹⁴, Yoshimitsu Chikamoto¹⁵, Benjamin Ng², Michael J. McPhaden¹⁶, Yan Du^{17,18}, Dietmar Dommenges¹⁹, Fan Jia²⁰, Jules B. Kattar²¹, Noel Keenlyside^{22,23}, Xiaopei Lin¹, Jing-Jia Luo²⁴, Marta Martín-Rey^{25,26}, Yohan Ruprich-Robert²⁷, Guojian Wang^{1,2}, Shang-Ping Xie²⁸, Yun Yang²⁹, Sarah M. Kang³⁰, Jun-Young Choi¹⁴, Bolan Gan¹, Geon-Il Kim⁸, Chang-Eun Kim⁸, Sunyoung Kim⁸, Jeong-Hwan Kim¹⁴, Ping Chang³¹

The El Niño–Southern Oscillation (ENSO), which originates in the Pacific, is the strongest and most well-known mode of tropical climate variability. Its reach is global, and it can force climate variations of the tropical Atlantic and Indian Oceans by perturbing the global atmospheric circulation. Less appreciated is how the tropical Atlantic and Indian Oceans affect the Pacific. Especially noteworthy is the multidecadal Atlantic warming that began in the late 1990s, because recent research suggests that it has influenced Indo-Pacific climate, the character of the ENSO cycle, and the hiatus in global surface warming. Discovery of these pantropical interactions provides a pathway forward for improving predictions of climate variability in the current climate and for refining projections of future climate under different anthropogenic forcing scenarios.

Tropical ocean-atmosphere interactions significantly affect the global climate system, with socioeconomic impacts that are felt worldwide. The El Niño–Southern Oscillation (ENSO) (see Box 1 for key concepts) in the Pacific is the most prominent and consequential climate variation on the planet, but there are other patterns of climate variability in the tropical Indian and Atlantic Oceans that also have societal impacts. How these various patterns of climate variability interact with one another is an ongoing matter of debate. In particular, the prevailing view for many years was that variability in the Pacific had major impacts on the other two tropical ocean basins, which in turn had only limited influence on the evolution of climate variability in the Pacific. Multiple lines of new evidence now suggest that this view is incomplete and inaccurate.

Discovery of the Indian Ocean Dipole (IOD) (1, 2), for example, highlighted a climate-scale fluctuation in the Indian Ocean that arises through ocean-atmosphere interactions somewhat similar to those that generate Pacific ENSO events. The consensus view originally was that ENSO was largely responsible for energizing the IOD through changes in the Walker circulation, but we now realize that year-to-year variations in Indian Ocean sea surface temperature (SST), related to the IOD and particularly the Indian Ocean Basin (IOB) mode, can significantly feed back onto the evolution of ENSO (3, 4). Similarly, in the past decade, we have come to appreciate how important it is to understand the great diversity in amplitude, spatial pattern, and duration of individual ENSO events because of how sensitive ENSO climate impacts are to the details of SST structure and evolution (5, 6). We have

also begun to recognize that the dynamics that govern this diversity involve two-way interactions between the Atlantic and Pacific Oceans (7–10). In addition, the hiatus in global surface warming during the late 1990s was associated with an unprecedented intensification of the Pacific trade wind system and cooling of the tropical eastern Pacific (11, 12). Although some studies highlight the role of Pacific-only ocean-atmosphere feedbacks in forcing the intensified trade winds (13, 14), and there is the possibility that changes in external forcing (e.g., aerosols) might have contributed to this intensification (15), other studies suggest that a complete explanation may need to invoke forcing from decadal warming trends over the tropical Atlantic (16, 17) and Indian Oceans (17, 18) since the late 1990s.

The idea of pantropical interactions is not new (19), and such interactions should be expected because the three tropical basins are connected via the atmospheric circulation. Recent evidence suggests that these interactions are vigorous and that the three tropical oceans are more tightly connected than previously thought (16, 17). There is emerging evidence, for example, that in the post-2000 period, the Atlantic Ocean exerted considerable influence on the Pacific and Indian Oceans (7, 8, 10, 16, 17), affecting variability on interannual to decadal time scales. Specifically, this Atlantic influence contributed to decadal changes in ENSO properties and to the hiatus in surface global warming. However, fully coupled climate models do not generate the observed warming hiatus and the associated changes in tropical variability, in part because of severe systematic biases in the Atlantic (20–22).

Interactions with higher latitudes can also influence the character of seasonal to decadal time-scale variability in the tropics, and there is extensive literature on this topic (23, 24). Our purpose here, though, is to review recent advances in our understanding of the dynamics of pantropical interactions, including their decadal fluctuations, implications for seasonal and multi-year predictions, and future climate projections. We show that the linkages between the Indian, Pacific, and Atlantic Oceans can be exploited for improved seasonal to decadal climate predictions.

¹Key Laboratory of Physical Oceanography–Institute for Advanced Ocean Studies, Ocean University of China and Qingdao National Laboratory for Marine Science and Technology, Yushan Road, Qingdao 266003, China. ²Centre for Southern Hemisphere Oceans Research (CSHOR), CSIRO Oceans and Atmosphere, Hobart 7004, TAS, Australia. ³Sorbonne Universités (UPMC, Univ Paris 06)–CNRS–IRD–MNHN, LOCEAN Laboratory, IPSL, 75005 Paris, France. ⁴Indo-French Cell for Water Sciences, IISc–NIO–ITM–IRD Joint International Laboratory, National Institute of Oceanography, 403004 Dona Paula, India. ⁵Department of Atmospheric Sciences, University of Hawai‘i at Mānoa, 2525 Correa Road, Honolulu, HI 96825, USA. ⁶School of Earth Atmosphere and Environment, Monash University, Clayton 3800, VIC, Australia. ⁷ARC Centre of Excellence for Climate Extremes, Monash University, Clayton 3800, VIC, Australia. ⁸Division of Environmental Science and Engineering, Pohang University of Science and Technology (POSTECH), 77 Cheonam-Ro, Nam-Gu, Pohang 37673, South Korea. ⁹Department of Earth System Science, University of California, Irvine, 3315 Croul Hall, Irvine, CA 92697-3100, USA. ¹⁰Center for Climate Physics, Institute for Basic Science (IBS), Busan 46241, Republic of Korea. ¹¹Pusan National University, Busan 46241, Republic of Korea. ¹²Australian Research Council (ARC) Centre of Excellence for Climate Extremes, Level 4 Mathews Building, The University of New South Wales, Sydney 2052, NSW, Australia. ¹³Institute of Atmospheric Physics, Chinese Academy of Sciences, Beijing 100029, China. ¹⁴Department of Oceanography, Chonnam National University, 77 Yongbong-ro, Buk-gu, Gwangju 61186, South Korea. ¹⁵Department of Plants, Soils, and Climate, Utah State University, 4820 Old Main Hill, Logan, UT 84322, USA. ¹⁶NOAA–Pacific Marine Environmental Laboratory, Seattle, WA 98115, USA. ¹⁷State Key Laboratory of Tropical Oceanography, South China Sea Institute of Oceanology, Chinese Academy of Sciences, Guangzhou 510301, China. ¹⁸University of Chinese Academy of Sciences, Beijing 100049, China. ¹⁹ARC Centre of Excellence for Climate Extremes, School of Earth, Atmosphere, and Environment, Monash University, Rainforest Walk 9, Clayton 3800, VIC, Australia. ²⁰Key Laboratory of Ocean Circulation and Waves, Institute of Oceanology, Chinese Academy of Sciences, Qingdao 266071, China. ²¹College of Engineering, Mathematics, and Physical Sciences, University of Exeter, North Park Road, Exeter EX4 4QE, UK. ²²Geophysical Institute, University of Bergen and Bjerknes Centre for Climate Research, Allégaten 70, 5007 Bergen, Norway. ²³Nansen Environmental and Remote Sensing Center and Bjerknes Centre for Climate Research, N-5006 Bergen, Norway. ²⁴Key Laboratory of Meteorological Disaster, Ministry of Education (KLME)–Joint International Research Laboratory of Climate and Environmental Change (ILCEC)–Collaborative Innovation Center on Forecast and Evaluation of Meteorological Disasters (CIC-FEMD), Nanjing University of Information Science and Technology, Nanjing 210044, China. ²⁵UMR5318 CECI CNRS–CERFACS, 31057 Toulouse, France. ²⁶Departamento de Física de la Tierra y Astrofísica, Universidad Complutense de Madrid (UCM), 28040 Madrid, Spain. ²⁷Barcelona Supercomputing Center, 08034 Barcelona, Spain. ²⁸Scripps Institution of Oceanography, University of California, San Diego, 9500 Gilman Drive, La Jolla, CA 92093, USA. ²⁹College of Global Change and Earth System Science, Beijing Normal University, Beijing 100875, China. ³⁰School of Urban and Environmental Engineering, Ulsan National Institute of Science and Technology, Ulsan 44919, Republic of Korea. ³¹Department of Oceanography, 3146 TAMU, Texas A&M University, College Station, TX 77843, USA.

*Corresponding author. Email: lxwu@qnlm.ac

Box 1. Key concepts defined.

Atlantic Multidecadal Variability (AMV) is a multidecadal variation in SST, sometimes also referred to as the Atlantic Multidecadal Oscillation (AMO). The ultimate causes of this variability are the subject of ongoing research.

Atlantic Niño and Niña are generated along the equator in the Atlantic Ocean through ocean-atmosphere interaction processes similar to those of ENSO, though they are weaker and shorter lived than Pacific events.

Atmospheric bridge is a dynamical connection between tropical oceans that is associated with variations of the Walker circulation.

Atmospheric Kelvin wave is an eastward propagating disturbance in the atmosphere. Kelvin waves extend over the full height of the atmosphere, with a surface expression in the wind field that affects ocean-atmosphere interactions.

Atmospheric equatorial Rossby wave is a westward propagating disturbance in the atmosphere. Equatorial Rossby waves have a smaller zonal and larger meridional extent compared to Kelvin waves and also affect the surface wind field and ocean-atmosphere interactions.

Bjerknes feedback is a positive feedback in which a weakened SST gradient along the equator leads to a weakening of the trade winds, which in turn further weakens the SST gradient. Equivalently, a strengthened SST gradient intensifies the trade winds, which then reinforce the SST gradient.

El Niño–Southern Oscillation (ENSO) arises in the tropical Pacific through ocean-atmosphere interactions involving the Bjerknes feedback. It is the dominant mode of interannual climate variability on the planet. El Niño events with their maximum SST anomalies in the eastern and central Pacific are referred to as EP El Niño and CP El Niño, respectively.

Gill-type response is a response to an equatorial heating anomaly that generates an equatorial atmosphere Kelvin wave and associated surface easterly wind anomalies to its east, and atmosphere Rossby waves and an associated pair of low-pressure cells to its west, with cyclonic surface westerly anomalies straddling the equator.

Interdecadal Pacific Oscillation (IPO) is a basin-scale multidecadal fluctuation in Pacific SST that is characterized in its positive phase by unusually warm tropics and cool subtropics and in its negative phase by opposite tendencies.

Indian Ocean Basin (IOB) mode is a uniform warming or cooling of the Indian Ocean that occurs on interannual to decadal time scales.

Indian Ocean Dipole (IOD) is a mode of interannual variability in the tropical Indian Ocean that arises from ocean-atmosphere interactions somewhat similar to those of ENSO, though IOD events are weaker and shorter lived than ENSO events.

North Tropical Atlantic (NTA) is a sensitive region typically between 5°N and 20°N that both affects, and is affected by, interbasin interactions in the tropics.

Walker circulation is a series of zonal overturning cells in the atmosphere associated with regions of rising and sinking motion.

Wind-evaporation SST (WES) effect occurs when surface winds weaken over warm water, which reduces evaporation and leads to further surface warming, or when surface winds strengthen over cold water, enhancing evaporation and inducing further cooling. The sign of the WES effect depends on whether the wind changes strengthen or weaken the mean winds.

To fully realize the potential for improved prediction, systematic climate model errors, especially in the tropical Atlantic, must be substantially reduced. Reducing these errors would also greatly increase our confidence in model projections of future climate in the tropics.

Indo-Pacific interactions

The Pacific and Indian Oceans are connected through the atmosphere via the Walker circulation (19) (Fig. 1A) and through the ocean via the passages of the Indonesian Archipelago (25). ENSO-induced changes in the Walker circulation often lead to an SST dipole pattern called the IOD (1, 2), followed by a basin-scale warming

(26) named the IOB mode (27). This canonical evolution contributed to the perception that the Indian Ocean is driven by the Pacific, but new research revealed a more dynamic Indian Ocean and its active role in shaping Pacific climate.

Along with reduced summer monsoon rainfall over the Indian subcontinent (28), a developing El Niño can trigger a positive IOD by inducing easterlies over the equatorial Indian Ocean in boreal summer (29) (Fig. 1B), but the IOD can occur independently of (30), and have an impact on (4), ENSO. An IOD event usually develops in boreal summer, peaks in fall, and decays rapidly in the beginning of winter. A positive Bjerknes feedback (Box 1) fosters the

IOD development (1, 2). At its positive phase, cold anomalies in the eastern Indian Ocean and warm anomalies in the western Indian Ocean drive equatorial easterly wind anomalies in the central Indian Ocean that enhance the anomalous temperature difference in a positive feedback (Fig. 1C) that can occur without ENSO. Because the IOD is accompanied by a zonal dipole in atmospheric convection (Fig. 1C), its net effect on the Western Pacific winds, and consequently on ENSO, is uncertain (31). However, strong positive IODs may induce anomalous westerly winds in the western Pacific, contributing to El Niño development (31, 32) (Fig. 1D). Thus, although the observed statistical ENSO-IOD relationship appears consistent with the IOD being a response to ENSO (33), the IOD is, in part, independent of ENSO and has the potential to increase ENSO prediction lead times (3, 4).

The IOB, which is the dominant mode of interannual Indian Ocean SST variability, and stronger in variance than the IOD, commences its development in boreal winter. An IOB warming is largely driven by reduced surface evaporation and increased downward shortwave radiation in response to El Niño remote forcing (26). It usually reaches its maximum amplitude in boreal spring (26), about one season after the mature phase of ENSO (Fig. 1E). However, the IOB is not simply a passive response to ENSO either. ENSO excites the IOB like a battery charging a capacitor, but the IOB can exert its climatic influence beyond the lifetime of an ENSO event like a discharging capacitor (27, 34). In the southwest Indian Ocean where the thermocline is shallow (35, 36), westward propagating downwelling Rossby waves in response to the weakened Walker circulation induce SST warming beginning in boreal fall (35). This warming strengthens atmospheric convection and triggers an asymmetric wind anomaly pattern across the equatorial Indian Ocean in boreal spring (36) (Fig. 1E). The anomalous wind pattern contributes to a subsequent warming in the north Indian Ocean through summer, which is in turn strengthened by a positive feedback with the northwest Pacific anomalous anticyclone by radiating an atmospheric Kelvin wave (34) (Fig. 1F). This coupled interbasin mode leads to a strengthened Asian summer monsoon in the post-El Niño summer (28, 37).

In contrast to the reinforcing role of a positive IOD, an IOB warming, though forced by El Niño, hastens El Niño's demise. As an El Niño matures, IOB warming induces enhanced convection over the Indian Ocean, which in turn enhances the northwest Pacific anomalous anticyclone and easterly anomalies over the equatorial western Pacific (3) (Fig. 1, D and E). The advent of easterly surface wind anomalies from boreal winter to the following summer expedites the El Niño demise (3, 38). Hence, the IOB damps ENSO variability and contributes to its biennial time scale, as corroborated by climate model experiments in which the Indian Ocean is decoupled from the Pacific (39–42). Despite their contrasting roles, a long-lasting IOB warming after a strong

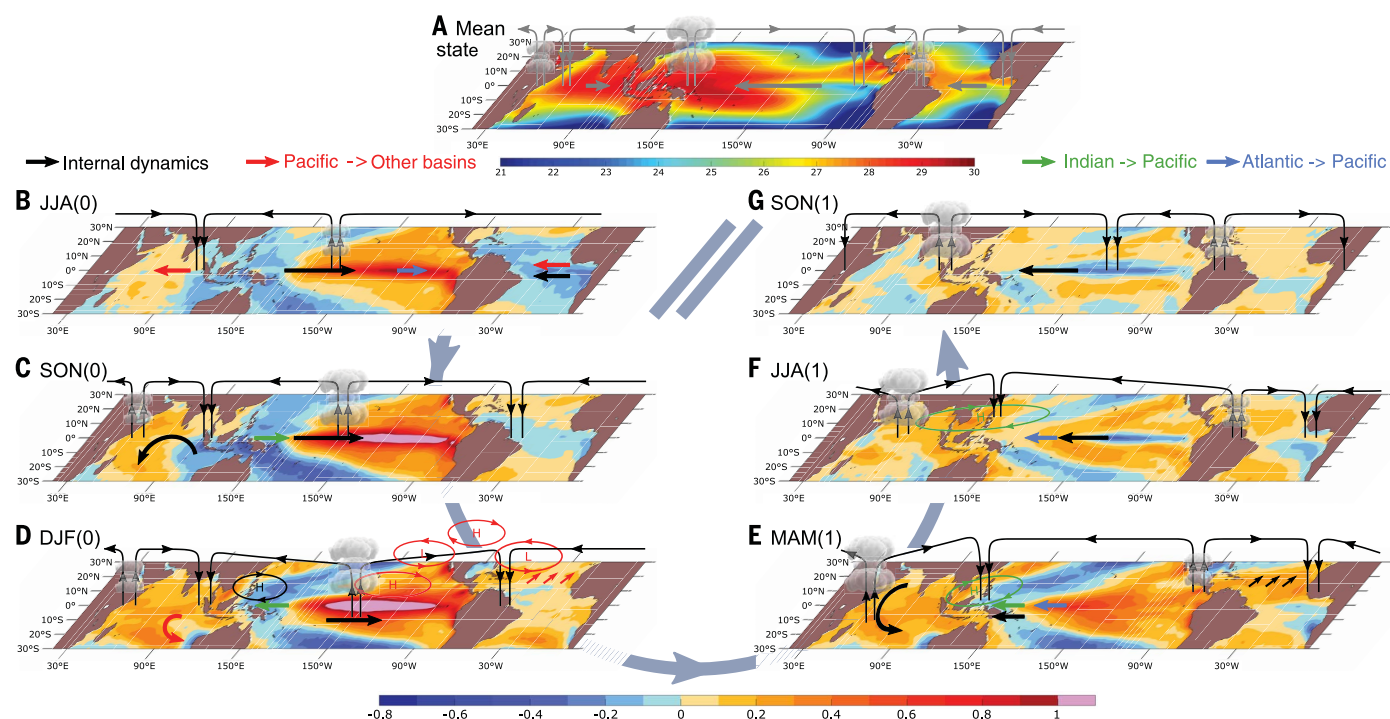


Fig. 1. Evolution of tropical interbasin interactions during a typical El Niño event. (A) Background mean state of SST (in °C, as indicated by color shading) and Walker circulation (arrows). (B to G) Seasonally stratified SST anomaly lead or lag regression with normalized December-January-February (DJF) Niño3.4 (in °C, as indicated by color shading) together with schematic surface wind and Walker circulation changes (arrows). As El Niño grows, Walker circulation changes lead to the development of positive IOD [(B) and (C)], IOB warming [(D) and (E)], Atlantic Niña (B), and NTA warming [(D) and (E)]. IOB and NTA warming [(D) and (E)] induce equatorial wind anomalies in the Pacific, contributing to El Niño

decay and transition to La Niña. During post-El Niño summer (F), north Indian Ocean warming is coupled with the anomalous northwest Pacific anticyclone, affecting the Asian summer monsoon. The La Niña conditions in the Pacific continue to strengthen, shifting convection further west (G). The remaining seasons are abbreviated as follows: March-April-May (MAM), June-July-August (JJA), and September-October-November (SON). As noted in parentheses after the season abbreviation, year 0 indicates an El Niño developing year, whereas year 1 indicates the subsequent decaying year. H, regions of anomalously high surface pressure; L, regions of anomalously low surface pressure.

positive IOD may lead to a fast phase transition of El Niño to La Niña (43). This is because an abrupt wind change is fostered by the sequence of events that starts with a positive IOD contributing to an El Niño, which in turn drives a strong IOB warming that then enhances central Pacific cooling (43, 44).

The relationship between variability of the two oceans is time-varying and asymmetric about their positive and negative phases. ENSO exhibits a variety of spatial SST patterns, which have different consequences on the Walker circulation response (45). The frequent occurrence of central Pacific (CP) El Niño events in recent decades (46), which tend to have smaller amplitudes than corresponding eastern Pacific (EP) El Niño events, might explain a recent weakening of the ENSO-IOD relationship (45, 47). Because SST and atmospheric deep convection anomalies over the Indo-Pacific are larger during El Niño compared with La Niña, an IOB warming is more efficient at influencing west Pacific wind anomalies during El Niño than La Niña. As such, the IOB warming is more efficient in contributing to the demise of El Niño than an IOB cooling is to the demise of La Niña (38, 48). This asymmetric response contributes to ENSO dura-

tion asymmetry, with La Niña typically lasting longer than El Niño (48).

Although changes in the atmospheric Walker circulation dominate ENSO interactions with both the IOB and the IOD, the oceanic pathway across the Indonesian seas has a prominent role in Indo-Pacific exchanges. This flow, termed the Indonesian Throughflow (ITF), is a major component of the global ocean circulation and plays a key role in the transport of mass, heat, and salt from the Pacific to the Indian Ocean (25). Decadal changes in the ITF affect the background thermal structure of the Indian Ocean, which can in turn modulate IOD characteristics (49). During the recent hiatus in global surface warming, increased heat uptake in the Pacific was shown to be partly transported to the Indian Ocean via the ITF (50). However, recent studies suggest that the dynamics of the hiatus per se may involve interactions between the Atlantic and Indo-Pacific (12, 16, 17).

Atlantic and Indo-Pacific interactions

Modeling and observational evidence suggests that two-way interactions between the tropical Atlantic and Pacific operate on interannual time scales (10, 51). Tropical Atlantic variability, in part forced by ENSO, feeds back onto ENSO.

For example, decoupling the Atlantic Ocean in otherwise fully coupled models generally leads to a stronger ocean-atmosphere coupling strength in the equatorial Pacific, a shift to a lower ENSO frequency, and an increase in ENSO variance (10, 19, 39, 41, 42, 52, 53).

El Niño-induced atmospheric heating forces the tropical Atlantic through two distinct pathways, one of which is tropical and the other of which is extratropical. The tropical pathway involves a weakening of the Walker circulation that in turn generates anomalous descending motion over the tropical Atlantic (24, 52). The extratropical pathway involves excitation of the Pacific-North American (PNA) pattern with an anomalously low surface-pressure center over the western subtropical Atlantic (54) (red circles in Fig. 1D). As a result, the north tropical Atlantic (NTA; 10°N to 20°N) (black box in Fig. 2A) warms significantly, peaking in boreal spring 3 to 5 months after an El Niño matures in December (55) (Fig. 1E). This NTA warming arises from reduced surface latent heat flux due to a weakening of northeasterly trades, associated with a PNA low-pressure anomaly to the north, an anomalous descent to the south, and a sustained wind-evaporative SST (WES) effect (26)

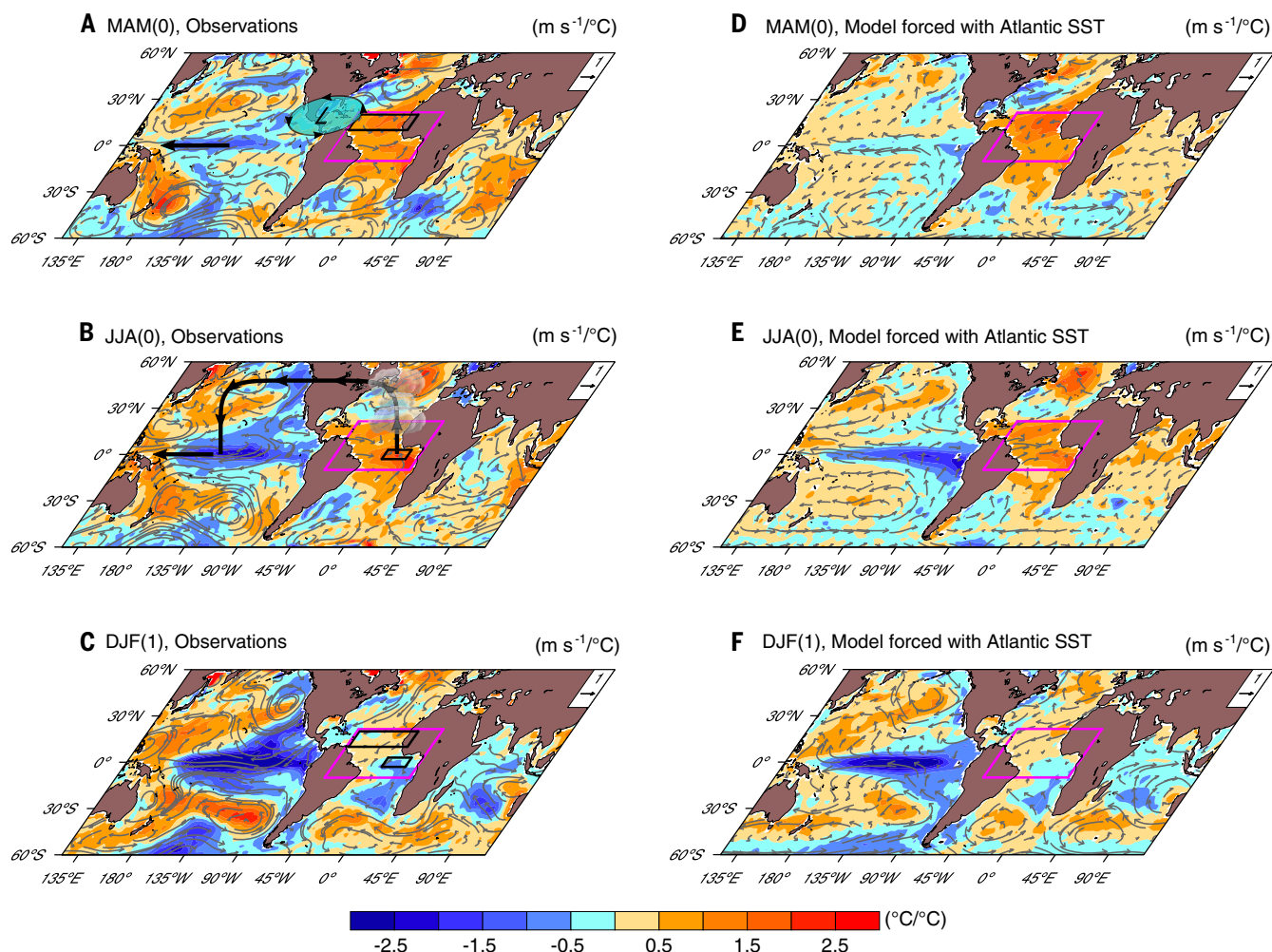


Fig. 2. Tropical Atlantic influence on the Pacific. (A) Observed 1980–2005 SST and 850-hPa wind anomalies in MAM(0) regressed onto a basin-wide SST index over the tropical Atlantic (10°S to 20°N and 60°W to 10°E, pink box) in MAMJJA(0). This basin-wide index is selected to jointly capture the NTA [black box in (A)] and Atlantic Niño [black box in (B)] indices. The linear relation to the DJF(0) Niño3.4 index was removed before the regression. NTA warming in MAM(0) generates a low-level cyclone over the eastern Pacific and Central America and easterly winds over the western equatorial Pacific through atmospheric Rossby and Kelvin wave responses. (B) In JJA(0),

warming in the equatorial Atlantic induces anomalous Walker circulation, leading to anomalous easterlies in the central and western Pacific. (C) DJF(1), following the warming in the tropical Atlantic, cold anomalies develop in the central and eastern Pacific during DJF(1). (D to F) Same as in (A) to (C), but for a five-member ensemble mean from pacemaker experiments performed over the period from 1980 to 2005, in which full coupling is permitted everywhere except in the tropical Atlantic (30°S to 30°N), where SSTs are nudged to observations (70). In (A) to (F), the number 1 and arrow in the white box at the top right of each panel indicate the scale of the vector length.

(Box 1 and Fig. 1D). Models appear able to capture this Atlantic response (56, 57), but there is uncertainty as to the relative role of the tropical and extratropical processes. This is because the weakened northeasterly trades can be caused by the anomalous Walker and local Hadley cells (58), a Gill-type response to Amazonian heating (59) (Box 1), or a tropospheric temperature warming in response to El Niño (24, 60).

In turn, NTA anomalous warming has been suggested to affect ENSO. An NTA warming in boreal spring excites an atmospheric Rossby wave that propagates westward, causing northeasterly wind anomalies over the subtropical northeastern Pacific (8) (Fig. 2A). This can generate cold SST and low rainfall anomalies in

subsequent seasons, inducing a low-level anticyclone further to the west (Fig. 2B). The associated easterly wind anomalies in the western equatorial Pacific might, in turn, initiate a La Niña (Fig. 2C). An atmospheric Kelvin wave response to the NTA warming can also induce easterly anomalies through the Indian Ocean (61) (Fig. 2, A and B). This NTA forcing tends to favor the CP type of ENSO (8, 10), consistent with an extratropical Pacific forcing of CP ENSO events (62).

Another center of interbasin interactions is the equatorial Atlantic (black box in Fig. 2B), where the Atlantic Niño dominates (63). ENSO's influence on the equatorial Atlantic is not robust, however, with only a weak concurrent corre-

lation between ENSO and the equatorial Atlantic SST (55, 64). During El Niño, a weakening Walker circulation and the associated easterly wind anomalies along the equator in the Atlantic (Fig. 1B) tend to generate cold anomalies through the Bjerknes positive feedback (65). However, this cooling may be offset either by tropospheric warming in response to El Niño (66) and/or by oceanic downwelling Kelvin waves induced by a meridional SST gradient due to warming in the NTA propagating into the region (67). These competing effects may contribute to a weak influence of ENSO on equatorial Atlantic SST and to the concurrent weak relationship between ENSO in the Pacific and the equatorial Atlantic SST.

By contrast, the influence of the equatorial Atlantic on ENSO has been robust since the 1970s, as reflected in a statistically significant negative correlation when an equatorial Atlantic Niño or Niña leads a Pacific La Niña or El Niño by two seasons (64, 68–70). For example, an Atlantic Niño, which peaks in boreal summer, induces an anomalous ascending motion over the Atlantic and anomalous subsidence over the central Pacific (Fig. 2B). The associated easterly wind anomalies over the central and western equatorial Pacific excite an oceanic upwelling Kelvin wave that triggers the Pacific Bjerknes feedback, conducive to development of a La Niña event 6 months later (71) (Fig. 2C).

The role of the tropical Atlantic on ENSO variability is corroborated by pacemaker climate model experiments. When observed historical SST is prescribed over the tropical Atlantic, models can reproduce the observed impact on ENSO (Fig. 2, D to F) (69–71). Figure 2 is based on the ensemble average of a five-member ensemble pacemaker experiment over the period from 1980 to 2005, in which full coupling is permitted everywhere except in the tropical Atlantic (30°S to 30°N), where SSTs are nudged to observations. This, along with other pacemaker experiments, shows that the tropical Atlantic contributes to about 25% of Indo-Pacific SST variance (69–71). However, as ENSO's impact on Atlantic Niño is not as robust as it is on the NTA, the two-way interaction of the Pacific with the NTA is stronger than with the equatorial Atlantic. An El Niño event during boreal winter can induce NTA warming in the ensuing spring (Fig. 1E), in turn contributing to the transition to a La Niña (Fig. 2, C and F) (10). This interaction constitutes a delayed negative feedback for ENSO, shortening ENSO periodicity (42) as the IOB does (3, 38).

This two-way interaction between NTA variability and Pacific ENSO has been reported to have strengthened since the late 1990s, coincident with the Atlantic Multidecadal Variability (AMV; see Box 1) switch to a positive phase and an increasing tendency for biennial CP ENSO events (8, 10). The positive phase of the AMV provides a warmer background NTA SST, which favors deep convection and a strengthening of the NTA influence on the Pacific. Such a feedback appears to be less active during a negative AMV phase, when the impact of the equatorial Atlantic tends to be stronger (72) because of a southward shift of the Inter-Tropical Convergence Zone (ITCZ). This shift leads to a stronger and wider westward extension of equatorial Atlantic interannual variability, facilitating a strong influence on the central and eastern Pacific (73, 74). In addition, winds associated with a negative AMV phase may cause the tropical Pacific mean thermocline to shoal, increasing the mean stratification to favor enhanced ENSO variability (75).

The impact of the tropical Atlantic extends to the Indian Ocean and the Western Pacific, affecting monsoons over these regions. An Atlantic Niño forces a Gill-type quadrupole re-

sponse, with a low-level anticyclone located over India and the western North Pacific that suppresses the monsoon circulation (76, 77). The competing impacts of the Atlantic and ENSO on the monsoons may explain the post-mid-1970s collapse of the ENSO–Indian monsoon relationship, in which a drier than normal monsoon typically precedes an El Niño peak (76, 77). An alternative hypothesis is that observed decadal changes in the ENSO–Indian monsoon relationship are explained by the noise in the system (78).

Rise of the tropical Atlantic influence

As discussed earlier, ENSO characteristics can be significantly influenced by SST anomalies in the Indian and Atlantic Oceans. In this section, we describe similar interbasin interactions that operate on decadal time scales, highlighting how interaction between the Atlantic and Indian Oceans with the Pacific Ocean changed in the 1990s. The Atlantic-Pacific connection now appears to be the most prominent interbasin interaction.

The IPO phase transition that occurred in the late 1990s has led to an unprecedented acceleration of the Walker circulation and contributed to the recent hiatus in global mean surface temperature (11, 16, 17, 79), but what caused the IPO itself to change phase is not clear. The associated change in wind-stress curl increases ocean heat uptake (12, 80, 81), and the strengthened Walker circulation intensifies the ITF, distributing the heat through the upper eastern Indian Ocean and the Indonesian seas (25, 80). Evidence suggests that the dynamics of these Pacific changes are not entirely internal to the Pacific and that forcing from the Indian and Atlantic Oceans needs to be considered (12, 16, 82).

On decadal and multidecadal time scales, the Indian Ocean also influences the Pacific through the tropical atmospheric bridge, similar to that operating on interannual time scales. (3, 38). Surface warming in the Indian Ocean, relative to the Pacific basin, leads to overlying deep convection and associated Walker circulation changes across the Indo-Pacific region that increase the surface easterlies in the western and central Pacific (18) (Fig. 3A). Because the temperature threshold for deep convection increases with the mean tropical temperature (83), the relative warming can be represented by a tropical Indian-minus-Pacific transbasin SST gradient to remove the mean tropical warming (blue curve in Fig. 3C). The transbasin gradient displays a good relationship with the Pacific winds (black curve in Fig. 3C), which eventually drives a La Niña-like state through the Pacific Bjerknes feedback. But this relationship has weakened in recent decades (82, 84), as indicated by reduced coherence between trends of Indian-minus-Pacific interbasin SST gradients and equatorial central Pacific zonal wind stress (blue and black curves in Fig. 3C), but whether stochastic forcing plays a role is not clear (78).

Relative to the Indian Ocean, the Atlantic Ocean appears to have a greater influence on Pacific decadal variability in recent decades, and this can be conducted via extratropical and tropical pathways. One proposed extratropical pathway is that a warm North Atlantic SST anomaly weakens storm tracks over the North Atlantic and the North Pacific mid-latitudes, generating an anomalous North Pacific high pressure and a PNA pattern over the North Pacific (85). Another proposed extratropical connection is that warming in the North Atlantic enhances local convection but increases subsidence in the North Pacific, contributing to the high pressure over the subtropical North Pacific, which decreases the wind speed of the subtropical North Pacific westerlies and induces a northwestern subtropical Pacific warming through the WES effect and other processes (86). However, recent research suggests that these extratropical pathways play a minor role compared to the tropical pathway (87).

Tropical Atlantic warming drives a convective response and an associated diabatic atmospheric heating anomaly, the magnitude of which is dependent on the magnitude of Atlantic SST anomalies relative to the tropical mean SSTs. This difference can be represented by a tropical Atlantic-minus-Pacific transbasin SST gradient (red curve in Fig. 3C), also called Transbasin Variability (TBV) (16, 88). The tropical Atlantic diabatic heating leads to a Gill-type (Box 1) response that results in an anomalous rising Walker circulation branch over the tropical North Atlantic and an anomalous sinking branch over the tropical central and eastern Pacific (16, 17, 87, 89, 90) (Fig. 3B). The associated surface circulation anomalies lead to WES-induced surface cooling in the eastern and central Pacific and warming in the off-equatorial western Pacific. These processes intensify the Pacific Walker circulation through the Bjerknes feedback and lead to a La Niña-like state within the Pacific (16, 17), mechanisms similar to those that trigger La Niña by the equatorial Atlantic warming on interannual time scales (91).

Tropical Atlantic forcing of the Pacific can also be enhanced through the Indian Ocean, whereby the Atlantic Ocean–forced Indo-Pacific easterly wind anomalies of the Gill-type response generate the Indo-Pacific warming via the WES effect (17). This Indo-western Pacific warming, in turn, intensifies the La Niña-like response by enhancing the Pacific trade winds through a mechanism similar to the IOB's role in the transition from El Niño to La Niña (3, 38) (Fig. 3D).

The Atlantic influence in recent decades can be reproduced in coupled simulations forced with SST anomalies only in the tropical Atlantic (16, 17). This includes a La Niña-like state that is shown to lead to a higher frequency of La Niña than El Niño events (87), which is consistent with observations since 2000. Similar coupled simulations forced with Indian Ocean SST anomalies find only a limited role for the recently observed Indian Ocean warming alone (16, 17). Thus, since the late 1990s, the tropical Atlantic warming appears to have affected the entire tropics, whereas the induced Pacific response

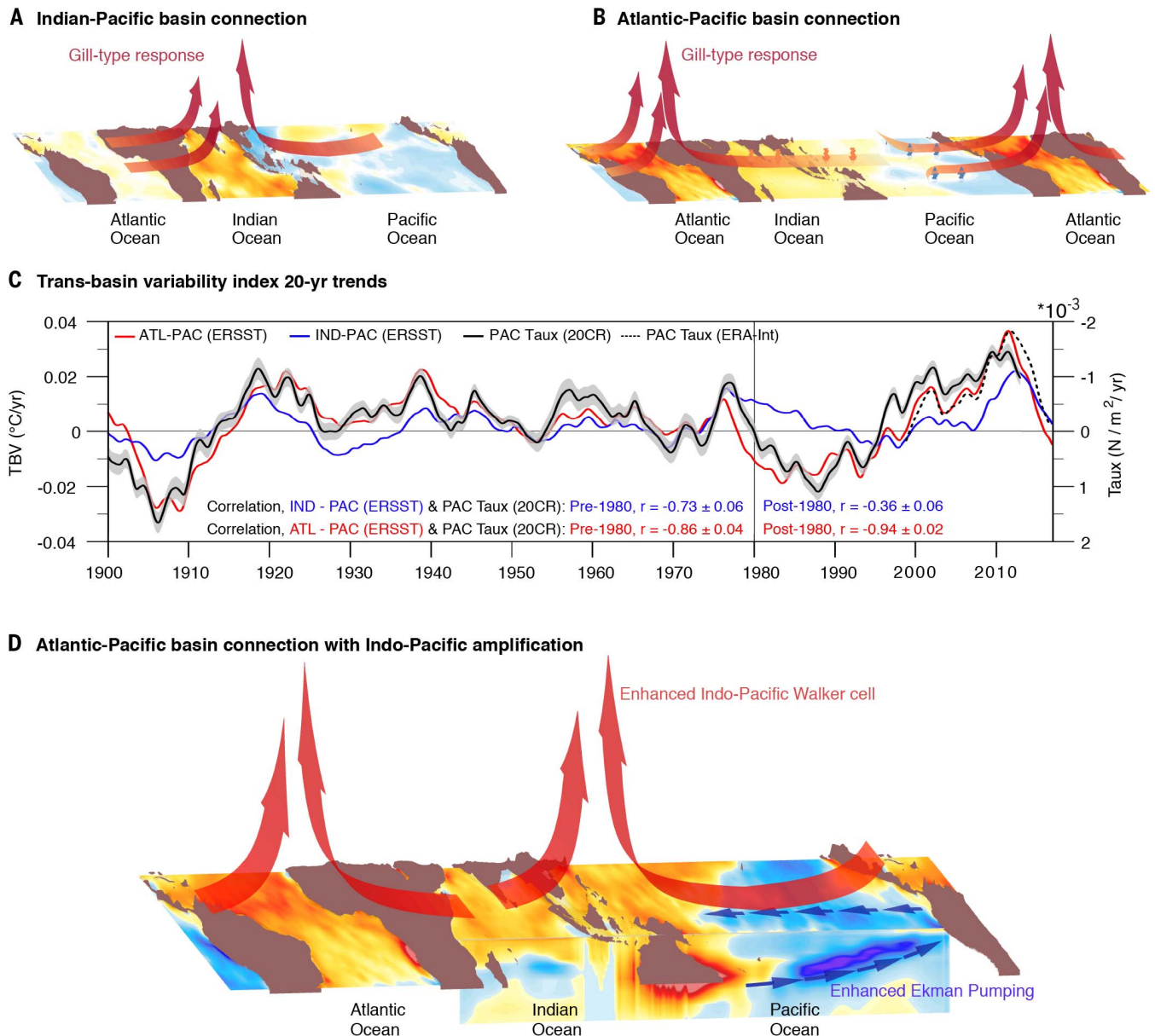


Fig. 3. Decadal interbasin connections with the Pacific. (A) Deep convection generated via Indian Ocean warming creates a Gill-type response that increases surface easterly winds and cold SSTs in the western Pacific. (B) Deep convection generated via Atlantic Ocean warming creates a Gill-type response, generating anomalous easterlies over the Indian Ocean and western Pacific. These anomalous winds lead to SST warming over the Indian Ocean and SST cooling over the western and central Pacific. The Gill-type response over the Atlantic also enhances the off-equatorial easterlies and cool SSTs in the eastern tropical Pacific. (C) Sliding-window 20-year trends of interbasin SST differences (ERSST, Extended Reconstructed Sea Surface Temperature) and equatorial western Pacific wind stress (Taux) (recorded at the end year of the window). The wind stress and its 1-standard deviation spread (shading) are from a 56-member reanalysis of the 20th-century climate (20CR). Wind stress from Extended Reanalysis-Interim (ERA-Int) for the post-1979 period is also

used. Pre- and post-1980 correlations (r) between the transbasin SST (ERSST) and the ensemble-mean equatorial zonal wind trends are provided, together with 1-standard deviation spread of correlations from the 56 realizations. Since 1980, the Atlantic-Pacific SST difference displays a stronger relationship with the Pacific winds than the Indian-Pacific SST difference. Indian (IND), Pacific (PAC), and Atlantic (ATL) basin SST are calculated between 20°S to 20°N and 21°E to 120°E, between 20°S to 20°N and 121°E to 90°W, and between 20°S to 20°N and 70°W to 20°E, respectively. The Pacific wind is computed between 6°S to 6°N and 180°E to 210°E. (D) The atmospheric circulation and surface temperature changes generated owing to Atlantic warming in (B) are amplified by the Pacific Bjerknes feedback (Box 1) and IOD-Pacific interactions. The depth-longitude section in (D) illustrates the subsurface temperature and circulation anomalies in the Indo-Pacific. In (A), (B), and (D), the color shading indicates temperature, with red being warmest and blue being coolest.

has contributed to the global temperature hiatus and its many regional impacts (17). However, it is not clear whether, or to what extent, the rise of the Atlantic influence is related to the loss of connectivity between the Indian and Pacific

Oceans. It remains an open question as to what caused the recent (1992–2011) decadal warming trend in the tropical Atlantic or what is the relative importance of internal variability and external forcing (92).

Implications of pantropical interactions
Classical prediction frameworks rely only on internal Pacific precursors such as the equatorial Pacific warm-water volume (93, 94), which leads the ENSO SST signal by 6 to 9 months. That

ENSO properties and the Pacific decadal changes are affected by the Indian and Atlantic Oceans offers additional precursors (green and purple boxes in Fig. 4, A to C). However, these precursors are not well simulated by the majority of climate models (Fig. 4, D to F).

Knowledge of Indian Ocean conditions has been shown to improve ENSO forecasts (4, 32). Incorporating information from an extreme positive IOD leads to improved prediction of the 1994–1995 CP El Niño and of the intensity of the extreme El Niño in 1997–1998; incorporating information of the IOD and the IOB together improves the predicted ENSO evolution (32), particularly the phase transition from an El Niño to La Niña (4). In a similar vein, knowledge of Atlantic SST conditions improves ENSO prediction in dynamical and statistical models (91, 95, 96). Hindcast experiments with additional equatorial Atlantic SST information increases predictability of the major 1982–1983 and 1997–1998 El Niño events (95). Furthermore,

the NTA SST offers an independent precursor for ENSO. For example, since 1980, three out of the four cases of boreal spring NTA cooling (i.e., 1986, 1994, and 2009) were followed by a CP El Niño in winter, and all cases of boreal spring NTA warming (i.e., 1980, 1988, 1998, and 2010) were followed by a Pacific La Niña (91). Because the NTA and the equatorial Atlantic contribute to predictive skill over the central and eastern Pacific, respectively (91), these Atlantic precursors may offer potential for prediction of ENSO diversity.

Combining Indian and Atlantic Ocean precursors (Fig. 4, A to C) with those internal to the Pacific may have considerably increased ENSO prediction skill (53) (Fig. 4G), particularly in recent decades (Fig. 4H). Enhanced ENSO prediction as a result of incorporating interbasin precursors, in turn, could contribute to Atlantic and Indian Ocean climate prediction. Dynamical prediction experiments show that incorporating tropical Pacific information greatly enhances the

predictive skill of the IOD, the IOB (97), and tropical Atlantic climate variability (98). Understanding pantropical interactions is therefore crucial for improving prediction of interannual tropical climate, its atmospheric teleconnections, and its global impacts.

The Atlantic contribution to Indo-Pacific climate predictability extends to multiyear time scales. Although internally generated decadal climate variability in the extratropical North Atlantic and North Pacific is predictable by up to half a decade in advance (99, 100), such skill is still elusive for tropical climate. The influence of tropical Atlantic SST variability associated with the AMV can be utilized for Pacific decadal prediction (87, 101). Such prediction skill is achieved via a global reorganization of the Walker circulation, which can be represented by a TBV index measuring the tropical SST gradient between the Pacific and the other two oceans (101). The index displays predictability at multiyear lead times, with contributions from the Atlantic and Indian

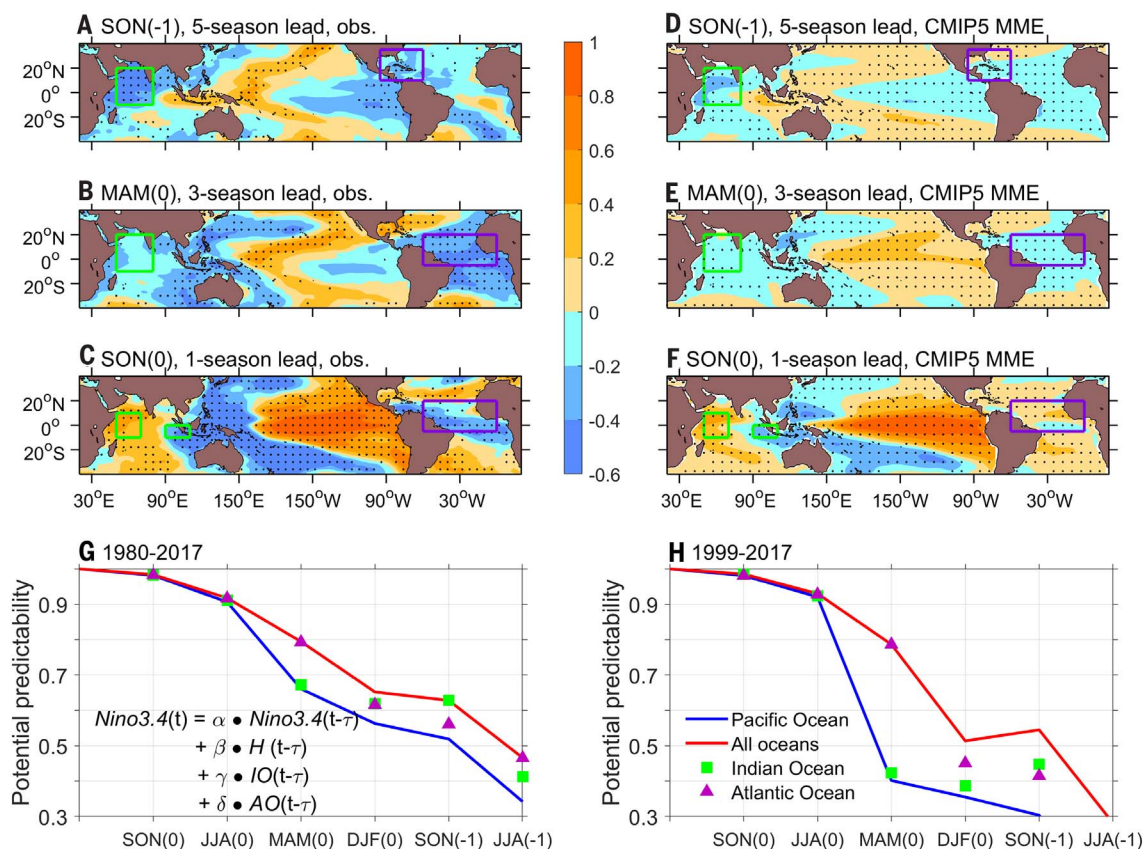


Fig. 4. Potential predictability of ENSO from inter-basin predictors.

(A to C) Lag correlation between November-December-January (NDJ) Niño3.4 SST and five seasons preceding SST (SON) (A), three seasons preceding SST (MAM) (B), and one season preceding SST (SON) (C) during the period from 1980 to 2017. Stippling indicates significant correlations at the 90% confidence level based on a Student's *t* test. Green and purple boxes indicate the areas used for predictors of multiple regression in (G) and (H), for the respective seasons. The locations of the green and purple boxes are chosen from areas with the strongest NDJ Niño3.4 correlation for each season. (D to F) Same as in (A) to (C), but for the ensemble mean of 43 CMIP5 models. Stippling indicates regions where 66% of models agree with the sign of the

ensemble mean. (G and H) Correlation between observed NDJ Niño3.4 SST and reconstructed Niño3.4 SST from multiple regression with preceding predictors at a time of $(t-\tau)$, where τ represents a different lead time for each predictor, as identified by regression coefficients, for the period from 1980 to 2017 (G) and 1999 to 2017 (H). These predictors include, in addition to its own value, Niño3.4, the equatorial Pacific Ocean heat content (*H*), the Indian Ocean (IO), and the Atlantic Ocean (AO), with regression coefficients α , β , γ , and δ measuring their relative contribution by using multiple regression, respectively. Shown are results using internal Pacific predictors of western Pacific heat content [blue line in (D) and (H)], adding Indian Ocean (green squares), Atlantic (purple triangles), and both the Indian Ocean and the Atlantic Ocean predictors (red line).

Oceans. In particular, the Atlantic influence considerably increases decadal predictability in the central Pacific SST (88).

Most state-of-the-art climate models fail to reproduce the observed pantropical interactions. In addition to an underestimated influence on ENSO from the NTA (102), equatorial Atlantic variability (22), and the IOD (103) (Fig. 4, D to F), the majority of models produce too weak of a relationship between decadal trends of the TBV and Pacific trade winds (21). Indeed, the relationship between trends of tropical Atlantic SST and equatorial Pacific trade winds is opposite to that observed in most models (21). This unrealistic relationship is partially associated with a bias in the tropical Atlantic mean state (20, 21), which features a weaker than observed, or even reversed, west-minus-east equatorial SST gradient. This bias leads to a weak convective response

to Atlantic SST anomalies and a weaker Walker circulation response that is shifted to the east, the consequence of which is an unrealistic relationship between the Atlantic and Pacific (20).

Systematic model errors in pantropical interactions may be in part responsible for the inability of models to simulate the recent global warming hiatus (20, 103), in which greenhouse warming was offset by a cooling trend in the tropical Pacific (11, 12). Furthermore, faster warming in the Indian Ocean than in the Pacific, as observed over the past decades, is conducive to easterlies in the western Pacific (18, 84), through mechanisms similar to those operating on inter-annual time scales associated with an IOB warming (3). Given that Indian Ocean warming has been at least in part driven by Atlantic warming in recent decades (17), systematic errors in the Atlantic-Pacific relationship might have sup-

pressed important processes. The suppression of these processes may be responsible for the projected greater warming in the equatorial eastern Pacific under greenhouse warming. Therefore, correcting the biases in the Atlantic-Pacific relationship may lead to reduced eastern equatorial Pacific warming in climate projections.

Without properly accounting for Atlantic-Pacific and Atlantic-Indian ocean interactions, the potential for an Atlantic warming-induced Pacific cooling is muted. Thus, this bias may have far reaching implications for projections of future climate, particularly in Pacific mean-state change. For example, models exhibiting a stronger correlation between decadal trends of the TBV index and equatorial Pacific trade winds tend to project a weakened future warming in the tropical Pacific compared with those with a weaker decadal coupling (Fig. 5, A and B), supporting

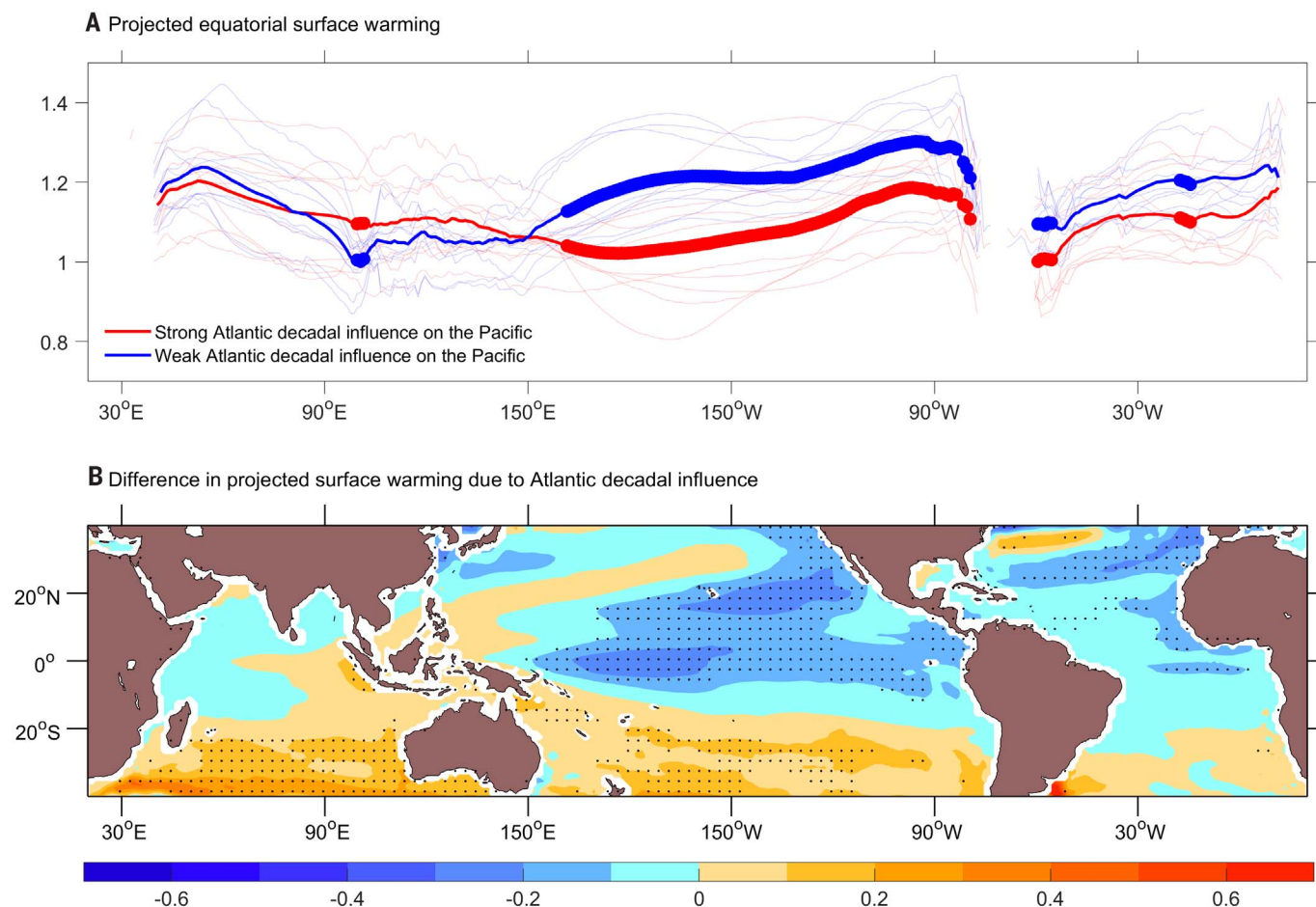


Fig. 5. Impacts of model errors in decadal Atlantic-Pacific relationship on future climate projections. (A) Future projections of equatorial (5°S to 5°N) SST (per degree of global warming) in two ensembles of 10 CMIP5 models (thin curves) with a strong (red) and weak (blue) coupling between decadal trends of an Atlantic-Pacific transbasin variability index and equatorial Pacific trade winds as in (18). Models with a stronger coupling tend to generate a weaker warming. Changes are calculated as the difference in averages between the RCP8.5 2070–2099 and the

historical 1980–2009 period, divided by the global mean SST change over the same periods. The broad thick curves indicate where the difference between the two ensembles' means (thick curves) are significant at the 95% confidence level, based on a Student's *t* test. (B) Differences in climatological SST changes between the two 10-model ensemble means. Stippling indicates areas where the ensemble mean difference is significant at the 95% confidence level, based on a Student's *t* test. The color scale indicates temperature in °C.

the notion that a realistic representation of pan-tropical interactions in climate models may substantially modify the projected Pacific mean-state change (22).

Summary and pathway forward

Pantropical interactions are more vigorous than previously thought, and the three ocean basins are more tightly interconnected than previously realized. In addition to well-known Pacific Ocean influences on the Indian and Atlantic Oceans, there are highly consequential feedbacks from these two basins on the Pacific on interannual to decadal time scales. For example, a positive NTA SST anomaly in boreal spring can trigger a central Pacific La Niña (8, 10), whereas an equatorial Atlantic Niña in boreal summer can force an EP El Niño (64), thereby contributing to ENSO diversity. Similarly, a positive IOD can favor the onset of El Niño, and an El Niño-forced IOB can accelerate the demise of an El Niño and its transition to La Niña (3, 4, 32). Modeling studies suggest that the net impact of the Indian and Atlantic Oceans on the ENSO cycle damps its amplitude and increases its frequency (3, 38, 41, 42).

These tropical interbasin linkages vary on decadal time scales. In particular, tropical warming associated with the positive phase of the AMV over the past two decades represents a major forcing on the Pacific and Indian Oceans (16, 17). This tropical Atlantic warming contributed to an extraordinary intensification of the Pacific trade winds accompanied by surface cooling in the eastern tropical Pacific, an increased ITF heat transport from the Pacific to the Indian Ocean, and an increased sequestration of heat in the Indian Ocean. A warmer Indian Ocean, in turn, also favored further intensification of the Pacific trade winds through changes in the Walker circulation (17, 84). In this scenario, the tropical Atlantic emerges as pivotal in driving the recent hiatus in global surface warming.

Our knowledge of the pantropical interbasin interactions is still in its infancy, and many uncertainties exist. Given the relatively short observational record that dates back only to the second half of the 19th century, our ability to clearly define and understand interbasin interactions across the full range of interannual to decadal and longer time scales is limited. For instance, available observations suggest that the sign of the AMV determines whether the equatorial Atlantic Niño (for negative AMV) or the NTA (for positive AMV) is the most active pathway of influence on the Pacific (74). However, the relative importance of these two Atlantic SST modes in exciting interbasin teleconnections is largely unknown. Whether these AMV influences are robust and what causes this multidecadal modulation in interbasin teleconnections are open questions.

Much of the new insight about the tropical Atlantic's role in tropical interbasin interactions emerges from observations since 2000, when the AMV turned positive and reached its highest value in the instrumental record. It is unclear, however, what the relative importance

of natural climate variability and anthropogenic forcing is in driving this Atlantic warming, whether the recent Atlantic influence on pan-tropical climate is reinforced by anthropogenic forcing, or how interbasin interactions may affect the climate of the topics in the future. Climate modeling studies to address these issues are unfortunately compromised by pronounced systematic errors in the tropical Atlantic that severely suppress interactions with the Indian and Pacific Oceans (20–22). These model biases, in particular, could have a substantial impact on the simulated ENSO characteristics and the Pacific mean state. As a result, there could be considerable uncertainty in future projections of Indo-Pacific climate variability and the background conditions in which it is embedded. Projections based on the current generation of climate models suggest that Indo-Pacific mean-state changes will involve slower warming in the eastern than in the western Indian Ocean and a faster warming in the east equatorial Pacific than in the surrounding regions (104). Given the presumed strength of the Atlantic influence on the pan-tropics, projections of future climate change could be substantially different if systematic model errors in the Atlantic were corrected.

Nevertheless, recent advances in our understanding of the pantropical interactions provide valuable guidance for setting research priorities. Among these is the urgent need to reduce systematic model errors in the Atlantic as one key ingredient to enable further progress, and there have been efforts to solve this (105). It has been extraordinarily difficult to remedy such errors, as we have learned from the Pacific cold tongue and double ITCZ biases, problems for which there have been no solutions for decades. Thus, it is essential that we understand the fundamental processes that govern the Atlantic mean state, including interactions between tropical winds, SST, the upper ocean, atmospheric convection, and the role of equatorial ocean mixing. Given the shortness of the instrumental record, studies that take advantage of much longer paleo proxy records can be a valuable source of information on interbasin interactions in the past. There is also potential for a substantial improvement in ENSO and multiyear predictions, by exploiting the dynamical linkages outside the Pacific basin (88). Success on this front requires a deeper understanding of these linkages to ensure that they are represented as accurately as possible in forecast models. Coordinated modeling studies, including pacemaker experiments, can be used to examine the mechanisms that underpin these tropical interbasin interactions and their importance relative to extratropical influences. Given that the mean-state errors in the tropical Atlantic are systematic, flux adjustments in climate models can also be a useful approach for exploring interbasin interactions in the current climate, and potentially in the future as well, under differing climate change forcing scenarios. Ultimately, making progress in this enterprise will depend critically on sustained global climate observations, climate model improvements, and

theoretical developments that help us to better understand the underlying dynamics of pan-tropical interactions and their climatic impacts.

REFERENCES AND NOTES

1. N. H. Saji, B. N. Goswami, P. N. Vinayachandran, T. Yamagata, A dipole mode in the tropical Indian Ocean. *Nature* **401**, 360–363 (1999). doi: [10.1038/43854](https://doi.org/10.1038/43854); pmid: [16862108](https://pubmed.ncbi.nlm.nih.gov/16862108/)
2. P. J. Webster, A. M. Moore, J. P. Loschnigg, R. R. Leben, Coupled ocean-atmosphere dynamics in the Indian Ocean during 1997–98. *Nature* **401**, 356–360 (1999). doi: [10.1038/43848](https://doi.org/10.1038/43848); pmid: [16862107](https://pubmed.ncbi.nlm.nih.gov/16862107/)
3. J.-S. Kug, I.-S. Kang, Interactive feedback between ENSO and the Indian Ocean. *J. Clim.* **19**, 1784–1801 (2006). doi: [10.1175/JCLI3660.1](https://doi.org/10.1175/JCLI3660.1)
4. T. Izumo et al., Influence of the state of the Indian Ocean Dipole on the following year's El Niño. *Nat. Geosci.* **3**, 168–172 (2010). doi: [10.1038/ngeo760](https://doi.org/10.1038/ngeo760)
5. K. Ashok, S. K. Behera, S. A. Rao, H. Weng, T. Yamagata, El Niño Modoki and its possible teleconnection. *J. Geophys. Res.* **112** (C11), C11007 (2007). doi: [10.1029/2006JC003798](https://doi.org/10.1029/2006JC003798)
6. A. T. Capotondi et al., Understanding ENSO diversity. *Bull. Am. Meteorol. Soc.* **96**, 921–938 (2015). doi: [10.1175/BAMS-D-13-00117.1](https://doi.org/10.1175/BAMS-D-13-00117.1)
7. L. Wu, F. He, Z. Liu, Coupled ocean-atmosphere response to north tropical Atlantic SST: Tropical Atlantic Dipole and ENSO. *Geophys. Res. Lett.* **32**, L21712 (2005). doi: [10.1029/2005GL024222](https://doi.org/10.1029/2005GL024222)
8. Y.-G. Ham, J.-S. Kug, J.-Y. Park, F.-F. Jin, Sea surface temperature change in the north tropical Atlantic as a trigger for El Niño/Southern Oscillation events. *Nat. Geosci.* **6**, 112–116 (2013). doi: [10.1038/ngeo1686](https://doi.org/10.1038/ngeo1686)
9. F. Jia, L. Wu, B. Gan, W. Cai, Global warming attenuates the tropical Atlantic-Pacific teleconnection. *Sci. Rep.* **6**, 20078 (2016). doi: [10.1038/srep20078](https://doi.org/10.1038/srep20078); pmid: [26838053](https://pubmed.ncbi.nlm.nih.gov/26838053/)
10. L. Wang, J.-Y. Yu, H. Paek, Enhanced biennial variability in the Pacific due to Atlantic capacitor effect. *Nat. Commun.* **8**, 14887 (2017). doi: [10.1038/ncomms14887](https://doi.org/10.1038/ncomms14887); pmid: [28317857](https://pubmed.ncbi.nlm.nih.gov/28317857/)
11. Y. Kosaka, S.-P. Xie, Recent global-warming hiatus tied to equatorial Pacific surface cooling. *Nature* **501**, 403–407 (2013). doi: [10.1038/nature12534](https://doi.org/10.1038/nature12534); pmid: [23995690](https://pubmed.ncbi.nlm.nih.gov/23995690/)
12. M. H. England et al., Recent intensification of wind-driven circulation in the Pacific and the ongoing warming hiatus. *Nat. Clim. Chang.* **4**, 222–227 (2014). doi: [10.1038/nclimate2106](https://doi.org/10.1038/nclimate2106)
13. G. A. Meehl, A. Hu, Megadroughts in the Indian monsoon region and Southwest North America and a mechanism for associated multidecadal Pacific sea surface temperature anomalies. *J. Clim.* **19**, 1605–1623 (2006). doi: [10.1175/JCLI3675.1](https://doi.org/10.1175/JCLI3675.1)
14. R. Farneti, F. Molteni, F. Kucharski, Pacific interdecadal variability driven by tropical-extratropical interactions. *Clim. Dyn.* **42**, 3337–3355 (2014). doi: [10.1007/s00382-013-1906-6](https://doi.org/10.1007/s00382-013-1906-6)
15. C. Takahashi, M. Watanabe, Pacific trade winds accelerated by aerosol forcing over the past two decades. *Nat. Clim. Chang.* **6**, 768–772 (2016). doi: [10.1038/nclimate2996](https://doi.org/10.1038/nclimate2996)
16. S. McGregor et al., Recent Walker circulation strengthening and Pacific cooling amplified by Atlantic warming. *Nat. Clim. Chang.* **4**, 888–892 (2014). doi: [10.1038/nclimate2330](https://doi.org/10.1038/nclimate2330)
17. X. Li, S.-P. Xie, S. T. Gille, C. Yoo, Atlantic induced pan-tropical climate change over the past three decades. *Nat. Clim. Chang.* **6**, 275–279 (2016). doi: [10.1038/nclimate2840](https://doi.org/10.1038/nclimate2840)
18. J.-J. Luo, W. Sasaki, Y. Masumoto, Indian Ocean warming modulates Pacific climate change. *Proc. Natl. Acad. Sci. U.S.A.* **109**, 18701–18706 (2012). doi: [10.1073/pnas.1210239109](https://doi.org/10.1073/pnas.1210239109); pmid: [2312174](https://pubmed.ncbi.nlm.nih.gov/2312174/)
19. M. Latif, T. Barnett, Interactions of the tropical oceans. *J. Clim.* **8**, 952–964 (1995). doi: [10.1175/1520-0442\(1995\)008<0952:IOOTO>2.0.CO;2](https://doi.org/10.1175/1520-0442(1995)008<0952:IOOTO>2.0.CO;2)
20. S. McGregor, M. F. Stuecker, J. B. Kajtar, M. H. England, M. Collins, Model tropical Atlantic biases underpin diminished Pacific decadal variability. *Nat. Clim. Chang.* **8**, 493–498 (2018). doi: [10.1038/s41558-018-0163-4](https://doi.org/10.1038/s41558-018-0163-4)
21. J. B. Kajtar, A. Santoso, S. McGregor, M. H. England, Z. Baillie, Model under-representation of decadal Pacific trade wind trends and its link to tropical Atlantic bias. *Clim. Dyn.* **50**, 1471–1484 (2018). doi: [10.1007/s00382-017-3699-5](https://doi.org/10.1007/s00382-017-3699-5)
22. F. Kucharski, F. S. Syed, A. Burhan, I. Farah, A. Gohar, Tropical Atlantic influence on Pacific variability and mean state in the twentieth century in observations and CMIP5.

- Clim. Dyn.* **44**, 881–896 (2015). doi: [10.1007/s00382-014-2228-z](#)
23. A. Timmermann *et al.*, El Niño–Southern Oscillation complexity. *Nature* **559**, 535–545 (2018). doi: [10.1038/s41586-018-0252-6](#); pmid: [30046070](#)
 24. P. Chang *et al.*, Climate fluctuations of tropical coupled systems—The role of ocean dynamics. *J. Clim.* **19**, 5122–5174 (2006). doi: [10.1175/JCLI3903.1](#)
 25. J. Sprintall *et al.*, The Indonesian seas and their role in the coupled ocean–climate system. *Nat. Geosci.* **7**, 487–492 (2014). doi: [10.1038/ngeo2188](#)
 26. S. A. Klein, B. J. Soden, N.-C. Lau, Remote sea surface temperature variations during ENSO: Evidence for a tropical atmospheric bridge. *J. Clim.* **12**, 917–932 (1999). doi: [10.1175/1520-0442\(1999\)012<0917:RSSTVD>2.0.CO;2](#)
 27. J. Yang, Q. Liu, S.-P. Xie, Z. Liu, L. Wu, Impact of the Indian Ocean SST basin mode on the Asian summer monsoon. *Geophys. Res. Lett.* **34**, L02708 (2007). doi: [10.1029/2006GL028571](#)
 28. V. Mishra, B. V. Smoliak, D. P. Lettenmaier, J. M. Wallace, A prominent pattern of year-to-year variability in Indian Summer Monsoon Rainfall. *Proc. Natl. Acad. Sci. U.S.A.* **109**, 7213–7217 (2012). doi: [10.1073/pnas.1119150109](#); pmid: [22529372](#)
 29. H. Annamalai *et al.*, Coupled dynamics over the Indian Ocean: Spring initiation of the Zonal Mode. *Deep-Sea Res.* **50**, 2305–2330 (2003).
 30. S. Fischer, P. Terray, E. Guilyardi, S. Gualdi, P. Delecluse, Two independent triggers for the Indian Ocean Dipole/Zonal Mode in a coupled GCM. *J. Clim.* **18**, 3428–3449 (2005). doi: [10.1175/JCLI3478.1](#)
 31. H. Annamalai, S. Kida, J. Hafner, Potential impact of the tropical Indian Ocean–Indonesian Seas on El Niño characteristics. *J. Clim.* **23**, 3933–3952 (2010). doi: [10.1175/2010JCLI396.1](#)
 32. J.-J. Luo *et al.*, Interaction between El Niño and extreme Indian Ocean Dipole. *J. Clim.* **23**, 726–742 (2010). doi: [10.1175/2009JCLI3104.1](#)
 33. M. F. Stuecker *et al.*, Revisiting ENSO/Indian Ocean Dipole phase relationships. *Geophys. Res. Lett.* **44**, 2481–2492 (2017). doi: [10.1002/2016GL072308](#)
 34. S.-P. Xie *et al.*, Indian Ocean capacitor effect on Indo–Western Pacific climate during the summer following El Niño. *J. Clim.* **22**, 730–747 (2009). doi: [10.1175/2008JCLI2544.1](#)
 35. S.-P. Xie, H. Annamalai, F. A. Schott, J. P. McCreary Jr., Structure and mechanisms of south Indian Ocean climate variability. *J. Clim.* **15**, 864–878 (2002). doi: [10.1175/1520-0442\(2002\)015<0864:SAMOSI>2.0.CO;2](#)
 36. Y. Du, S.-P. Xie, G. Huang, K. Hu, Role of air–sea interaction in the long persistence of El Niño–induced north Indian Ocean warming. *J. Clim.* **22**, 2023–2038 (2009). doi: [10.1175/2008JCLI2590.1](#)
 37. S.-P. Xie *et al.*, Indo–Western Pacific Ocean capacitor and coherent climate anomalies in post-ENSO summer: A review. *Adv. Atmos. Sci.* **33**, 411–432 (2016). doi: [10.1007/s00376-015-5192-6](#)
 38. M. Ohba, H. Ueda, An impact of SST anomalies in the Indian Ocean in acceleration of the El Niño to La Niña transition. *J. Meteor. Soc. Jap.* **85**, 335–348 (2007). doi: [10.2151/jmsj.85.335](#)
 39. D. Dommenget, V. Semenov, M. Latif, Impacts of the tropical Indian and Atlantic Oceans on ENSO. *Geophys. Res. Lett.* **33**, L11701 (2006). doi: [10.1029/2006GL025871](#)
 40. A. Santoso, M. H. England, W. Cai, Impact of Indo-Pacific feedback interactions on ENSO dynamics diagnosed using ensemble climate simulations. *J. Clim.* **25**, 7743–7763 (2012). doi: [10.1175/JCLI-D-11-00287.1](#)
 41. J. S. Kug *et al.*, Role of the ENSO–Indian Ocean coupling on ENSO variability in a coupled GCM. *Geophys. Res. Lett.* **33**, L09710 (2006). doi: [10.1029/2005GL024916](#)
 42. D. Dommenget, Y. Yu, The effects of remote SST forcings on ENSO dynamics, variability and diversity. *Clim. Dyn.* **49**, 2605–2624 (2017). doi: [10.1007/s00382-016-3472-1](#)
 43. T. Izumo, J. Vialard, H. Dayan, M. Lengaigne, I. Suresh, A simple estimation of equatorial Pacific response from windstress to untangle Indian Ocean Dipole and Basin influences on El Niño. *Clim. Dyn.* **46**, 2247–2268 (2016). doi: [10.1007/s00382-015-2700-4](#)
 44. K.-J. Ha, J.-E. Chu, J.-Y. Lee, K.-S. Yun, Interbasin coupling between the tropical Indian and Pacific Ocean on interannual timescale: Observation and CMIP5 reproduction. *Clim. Dyn.* **48**, 459–475 (2017). doi: [10.1007/s00382-016-3087-6](#)
 45. W. Zhang, Y. Wang, F.-F. Jin, M. F. Stuecker, A. G. Turner, Impact of different El Niño types on the El Niño/IOD relationship. *Geophys. Res. Lett.* **42**, 8570–8576 (2015). doi: [10.1002/2015GL065703](#)
 46. T. Lee, M. J. McPhaden, Increasing intensity of El Niño in the central-equatorial Pacific. *Geophys. Res. Lett.* **37**, L14603 (2010). doi: [10.1029/2010GL044007](#)
 47. Y.-G. Ham, J.-Y. Choi, J.-S. Kug, The weakening of the ENSO–Indian Ocean Dipole (IOD) coupling strength in recent decades. *Clim. Dyn.* **49**, 249–261 (2016). doi: [10.1007/s00382-016-3339-5](#)
 48. Y. M. Okumura, C. Deser, Asymmetry in the duration of El Niño and La Niña. *J. Clim.* **23**, 5826–5843 (2010). doi: [10.1175/2010JCLI3592.1](#)
 49. H. Annamalai, J. Potemra, R. Murtugudde, J. P. McCreary, Effect of preconditioning on the extreme climate events in the tropical Indian Ocean. *J. Clim.* **18**, 3450–3469 (2005). doi: [10.1175/JCLI3494.1](#)
 50. S.-K. Lee *et al.*, Pacific origin of the abrupt increase in Indian Ocean heat content during the warming hiatus. *Nat. Geosci.* **8**, 445–449 (2015). doi: [10.1038/ngeo2438](#)
 51. M. F. Jansen, D. Dommenget, N. Keenlyside, Tropical atmosphere–ocean interactions in a conceptual framework. *J. Clim.* **22**, 550–567 (2009). doi: [10.1175/2008JCLI2243.1](#)
 52. C. Wang, F. Kucharski, R. Barimalala, A. Bracco, Teleconnections of the tropical Atlantic to the tropical Indian and Pacific Oceans: A review of recent findings. *Meteorologische Zeitschrift* **18**, 445–454 (2009). doi: [10.1127/0941-2948/2009/0394](#)
 53. C. Frauen, D. Dommenget, Influences of the tropical Indian and Atlantic Oceans on the predictability of ENSO. *Geophys. Res. Lett.* **39**, L02706 (2012). doi: [10.1029/2011GL050520](#)
 54. J. M. Wallace, D. S. Gutzler, Teleconnections in the geopotential height field during the northern hemisphere winter. *Mon. Weather Rev.* **109**, 784–812 (1981). doi: [10.1175/1520-0493\(1981\)109<0784:TITGHF>2.0.CO;2](#)
 55. D. B. Enfield, D. A. Mayer, Tropical Atlantic sea surface temperature variability and its relation to El Niño–Southern Oscillation. *J. Geophys. Res.* **102** (C1), 929–945 (1997). doi: [10.1029/96JC03296](#)
 56. M. A. Alexander *et al.*, The Atmospheric Bridge: The influence of ENSO teleconnections on air–sea interaction over the global oceans. *J. Clim.* **15**, 2205–2231 (2002). doi: [10.1175/1520-0442\(2002\)015<2205:TABTIO>2.0.CO;2](#)
 57. B. Huang, Remotely forced variability in the tropical Atlantic Ocean. *Clim. Dyn.* **23**, 133–152 (2004). doi: [10.1007/s00382-004-0443-8](#)
 58. C. Wang, “ENSO, Atlantic climate variability, and the Walker and Hadley circulations,” in *The Hadley Circulation: Present, Past and Future*, H. F. Diaz, R. S. Bradley, Eds. (Advances in Global Change Research Series, vol. 21, Springer, 2004), pp. 173–202.
 59. J. García-Serrano *et al.*, Revisiting the ENSO teleconnection to the tropical North Atlantic. *J. Clim.* **30**, 6945–6957 (2017). doi: [10.1175/JCLI-D-16-0641.1](#)
 60. J. C. H. Chiang, A. H. Sobel, Tropical tropospheric temperature variations caused by ENSO and their influence on the remote tropical climate. *J. Clim.* **15**, 2616–2631 (2002). doi: [10.1175/1520-0442\(2002\)015<2616:TTVCB>2.0.CO;2](#)
 61. J.-H. Yu, T. Li, Z. Tan, Z. Zhu, Effects of tropical North Atlantic SST on tropical cyclone genesis in the western North Pacific. *Clim. Dyn.* **46**, 865–877 (2016). doi: [10.1007/s00382-015-2618-x](#)
 62. J.-Y. Yu, S. T. Kim, Relationships between extratropical sea level pressure variations and the central Pacific and eastern Pacific types of ENSO. *J. Clim.* **24**, 708–720 (2011). doi: [10.1175/2010JCLI3688.1](#)
 63. S. E. Zebiak, Air–Sea interaction in the equatorial Atlantic region. *J. Clim.* **6**, 1567–1586 (1993). doi: [10.1175/1520-0442\(1993\)006<1567:AITEA>2.0.CO;2](#)
 64. N. S. Keenlyside, M. Latif, Understanding equatorial Atlantic interannual variability. *J. Clim.* **20**, 131–142 (2007). doi: [10.1175/JCLI3992.1](#)
 65. M. Latif, A. Grötzner, The equatorial Atlantic oscillation and its response to ENSO. *Clim. Dyn.* **16**, 213–218 (2000). doi: [10.1007/s003820050014](#)
 66. P. Chang, Y. Fang, R. Saravanan, L. Ji, H. Seidel, The cause of the fragile relationship between the Pacific El Niño and the Atlantic Niño. *Nature* **443**, 324–328 (2006). doi: [10.1038/nature05053](#); pmid: [16988709](#)
 67. J. F. Lübbecke, M. J. McPhaden, On the inconsistent relationship between Pacific and Atlantic Niños. *J. Clim.* **25**, 4294–4303 (2012). doi: [10.1175/JCLI-D-11-00553.1](#)
 68. B. Polo, B. Rodríguez-Fonseca, T. Losada, J. García-Serrano, Tropical Atlantic variability modes (1979–2002). Part I: Time-evolving SST modes related to West African rainfall. *J. Clim.* **21**, 6457–6475 (2008). doi: [10.1175/2008JCLI2607.1](#)
 69. B. Rodríguez-Fonseca *et al.*, Are Atlantic Niños enhancing Pacific ENSO events in recent decades? *Geophys. Res. Lett.* **36**, L20705 (2009). doi: [10.1029/2009GL040048](#)
 70. H. Ding, N. S. Keenlyside, M. Latif, Impact of the equatorial Atlantic on the El Niño Southern Oscillation. *Clim. Dyn.* **38**, 1965–1972 (2012). doi: [10.1007/s00382-011-1097-y](#)
 71. M. Polo, M. Martín-Rey, B. Rodríguez-Fonseca, F. Kucharski, C. R. Mechoso, Processes in the Pacific La Niña onset triggered by the Atlantic Niño. *Clim. Dyn.* **44**, 115–131 (2015). doi: [10.1007/s00382-014-2354-7](#)
 72. M. Martín-Rey, B. Rodríguez-Fonseca, I. Polo, F. Kucharski, On the Atlantic–Pacific Niños connection: A multidecadal modulated mode. *Clim. Dyn.* **43**, 3163–3178 (2014). doi: [10.1007/s00382-014-2305-3](#)
 73. T. Losada, B. Rodríguez-Fonseca, Tropical atmospheric response to decadal changes in the Atlantic equatorial mode. *Clim. Dyn.* **47**, 1211–1224 (2016). doi: [10.1007/s00382-015-2897-2](#)
 74. M. Martín-Rey, I. Polo, B. Rodríguez-Fonseca, T. Losada, A. Lazar, Is there evidence of changes in tropical Atlantic variability modes under AMO phases in the observational record? *J. Clim.* **31**, 515–536 (2018). doi: [10.1175/JCLI-D-16-0459.1](#)
 75. B. Dong, R. T. Sutton, A. A. Scaife, Multidecadal modulation of El Niño–Southern Oscillation (ENSO) variance by Atlantic Ocean sea surface temperatures. *Geophys. Res. Lett.* **33**, L08705 (2006). doi: [10.1029/2006GL025766](#)
 76. F. Kucharski, A. Bracco, J. H. Yoo, F. Molteni, Low-frequency variability of the Indian monsoon–ENSO relationship and the tropical Atlantic: The “weakening” of the 1980s and 1990s. *J. Clim.* **20**, 4255–4266 (2007). doi: [10.1175/JCLI4254.1](#)
 77. X. Rong, R. Zhang, T. Li, Impacts of Atlantic sea surface temperature anomalies on the Indo–East Asian summer monsoon–ENSO relationship. *Chin. Sci. Bull.* **55**, 1397–1408 (2010). doi: [10.1007/s11434-010-3098-3](#)
 78. A. Gershunov, N. Schneider, T. Barnett, Low-frequency modulation of the ENSO–Indian monsoon rainfall relationship: Signal or noise? *J. Clim.* **14**, 2486–2492 (2001). doi: [10.1175/1520-0442\(2001\)014<2486:LFMOT>2.0.CO;2](#)
 79. G. A. Meehl, J. M. Arblaster, J. T. Fasullo, A. Hu, K. E. Trenberth, Model-based evidence of deep-ocean heat uptake during surface-temperature hiatus periods. *Nat. Clim. Chang.* **1**, 360–364 (2011). doi: [10.1038/nclimate1229](#)
 80. N. Maher, M. H. England, A. S. Gupta, P. Spence, Role of Pacific trade winds in driving ocean temperatures during the recent slowdown and projections under a wind trend reversal. *Clim. Dyn.* **51**, 321–336 (2018). doi: [10.1007/s00382-017-3923-3](#)
 81. T. L. Delworth, F. Zeng, A. Rosati, G. A. Vecchi, A. T. Wittenberg, A link between the hiatus in global warming and North American drought. *J. Clim.* **28**, 3834–3845 (2015). doi: [10.1175/JCLI-D-14-00616.1](#)
 82. W. Han *et al.*, Intensification of decadal and multi-decadal sea level variability in the western tropical Pacific during recent decades. *Clim. Dyn.* **43**, 1357–1379 (2014). doi: [10.1007/s00382-013-1951-1](#)
 83. N. C. Johnson, S.-P. Xie, Changes in the sea surface temperature threshold for tropical convection. *Nat. Geosci.* **3**, 842–845 (2010). doi: [10.1038/ngeo1008](#)
 84. L. Dong, M. J. McPhaden, Why has the relationship between Indian and Pacific Ocean decadal variability changed in recent decades? *J. Clim.* **30**, 1971–1983 (2017). doi: [10.1175/JCLI-D-16-0313.1](#)
 85. R. Zhang, T. L. Delworth, Impact of the Atlantic multidecadal oscillation on North Pacific climate variability. *Geophys. Res. Lett.* **34**, L23708 (2007). doi: [10.1029/2007GL031601](#)
 86. C. Sun *et al.*, Western tropical Pacific multidecadal variability forced by the Atlantic multidecadal oscillation. *Nat. Commun.* **8**, 15998 (2017). doi: [10.1038/ncomms15998](#); pmid: [28685765](#)
 87. Y. Ruprich-Robert *et al.*, Assessing the climate impacts of the observed Atlantic multidecadal variability using the GFDL

- CM2.1 and NCAR CESM1 global coupled models. *J. Clim.* **30**, 2785–2810 (2017). doi: [10.1175/JCLI-D-16-0127.1](https://doi.org/10.1175/JCLI-D-16-0127.1)
88. Y. Chikamoto *et al.*, Skillful multi-year predictions of tropical trans-basin climate variability. *Nat. Commun.* **6**, 6869 (2015). doi: [10.1038/ncomms7869](https://doi.org/10.1038/ncomms7869); pmid: 25897996
 89. F. Kucharski, I.-S. Kang, R. Farneti, L. Feudale, Tropical Pacific response to 20th century Atlantic warming. *Geophys. Res. Lett.* **38**, L03702 (2011). doi: [10.1029/2010GL046248](https://doi.org/10.1029/2010GL046248)
 90. F. Kucharski *et al.*, Atlantic forcing of Pacific decadal variability. *Clim. Dyn.* **46**, 2337–2351 (2016). doi: [10.1007/s00382-015-2705-z](https://doi.org/10.1007/s00382-015-2705-z)
 91. Y.-G. Ham, J.-S. Kug, J.-Y. Park, Two distinct roles of Atlantic SSTs in ENSO variability: North tropical Atlantic SST and Atlantic Niño. *Geophys. Res. Lett.* **40**, 4012–4017 (2013). doi: [10.1002/grl.50729](https://doi.org/10.1002/grl.50729)
 92. R. T. Sutton *et al.*, Atlantic multidecadal variability and the U.K. ACSIS Program. *Bull. Am. Meteorol. Soc.* **99**, 415–425 (2018). doi: [10.1175/BAMS-D-16-0266.1](https://doi.org/10.1175/BAMS-D-16-0266.1)
 93. F.-F. Jin, An equatorial ocean recharge paradigm for ENSO. Part I: Conceptual Model. *J. Atmos. Sci.* **54**, 811–829 (1997). doi: [10.1175/1520-0469\(1997\)054<0811:AEORPF>2.0.CO;2](https://doi.org/10.1175/1520-0469(1997)054<0811:AEORPF>2.0.CO;2)
 94. C. S. Meinen, M. J. McPhaden, Observations of warm water volume changes in the equatorial Pacific and their relationship to El Niño and La Niña. *J. Clim.* **13**, 3551–3559 (2000). doi: [10.1175/1520-0442\(2000\)013<3551:OOWWVC>2.0.CO;2](https://doi.org/10.1175/1520-0442(2000)013<3551:OOWWVC>2.0.CO;2)
 95. N. S. Keenlyside, H. Ding, M. Latif, Potential of equatorial Atlantic variability to enhance El Niño prediction. *Geophys. Res. Lett.* **40**, 2278–2283 (2013). doi: [10.1002/grl.50362](https://doi.org/10.1002/grl.50362)
 96. J.-J. Luo, G. Liu, H. Hendon, O. Alves, T. Yamagata, Inter-basin sources for two-year predictability of the multi-year La Niña event in 2010–2012. *Sci. Rep.* **7**, 2276 (2017). doi: [10.1038/s41598-017-01479-9](https://doi.org/10.1038/s41598-017-01479-9); pmid: 28536461
 97. M. J. McPhaden, M. Nagura, Indian Ocean dipole interpreted in terms of recharge oscillator. *Clim. Dyn.* **42**, 1569–1586 (2014). doi: [10.1007/s00382-013-1765-1](https://doi.org/10.1007/s00382-013-1765-1)
 98. Y. Kushnir, W. Robinson, P. Chang, A. W. Robertson, The physical basis for predicting Atlantic sector seasonal-to-interannual climate variability. *J. Clim.* **19**, 5949–5970 (2006). doi: [10.1175/JCLI3943.1](https://doi.org/10.1175/JCLI3943.1)
 99. Y. Chikamoto *et al.*, An overview of decadal climate predictability in a multi-model ensemble by climate model MIROC. *Clim. Dyn.* **40**, 1201–1222 (2013). doi: [10.1007/s00382-012-1351-y](https://doi.org/10.1007/s00382-012-1351-y)
 100. D. Matei *et al.*, Multiyear prediction of monthly mean Atlantic Meridional Overturning Circulation at 26.5°N. *Science* **335**, 76–79 (2012). doi: [10.1126/science.1210299](https://doi.org/10.1126/science.1210299); pmid: 22223804
 101. Y. Chikamoto, T. Mochizuki, A. Timmermann, M. Kimoto, M. Watanabe, Potential tropical Atlantic impacts on Pacific decadal climate trends. *Geophys. Res. Lett.* **43**, 7143–7151 (2016). doi: [10.1002/2016GL069544](https://doi.org/10.1002/2016GL069544)
 102. Y.-G. Ham, J.-S. Kug, Role of North Tropical Atlantic SST on the ENSO simulated using CMIP3 and CMIP5 models. *Clim. Dyn.* **45**, 3103–3117 (2015). doi: [10.1007/s00382-015-2527-z](https://doi.org/10.1007/s00382-015-2527-z)
 103. J.-J. Luo, G. Wang, D. Dommenget, May common model biases reduce CMIP5's ability to simulate the recent Pacific La Niña-like cooling? *Clim. Dyn.* **50**, 1335–1351 (2018). doi: [10.1007/s00382-017-3688-8](https://doi.org/10.1007/s00382-017-3688-8)
 104. W. Cai *et al.*, ENSO and greenhouse warming. *Nat. Clim. Chang.* **5**, 849–859 (2015). doi: [10.1038/nclimate2743](https://doi.org/10.1038/nclimate2743)
 105. R. J. Small, E. Curchister, K. Hedstrom, B. Kauffman, W. G. Large, The Benguela upwelling system: Quantifying the sensitivity to resolution and coastal wind representation in a global climate model. *J. Clim.* **28**, 9409–9432 (2015). doi: [10.1175/JCLI-D-15-0192.1](https://doi.org/10.1175/JCLI-D-15-0192.1)
- ACKNOWLEDGMENTS**
- Special thanks to T. C. Soulik for noteworthy impact on an early draft of this manuscript. We thank I. Polo and B. Rodriguez-Fonseca for helpful comments and suggestions and X. Hou for help with organization of the workshops. **Funding:** W.C. is supported by National Key R&D Program of China (2018YFA0605700). L.W., Xia.L., and B.G. are supported by the National Natural Science Foundation of China (NSFC) projects (41490643, 41490640, U1606402, and 41521091). W.C., G.W., B.N., and A.S. are supported by CSHOR and the Earth System and Climate Change Hub of the Australian Government's National Environment Science Program. CSHOR is a joint research Centre for Southern Hemisphere Oceans Research between QNLM and CSIRO. M.L. is supported by the GOTHAM Belmont project (ANR-15-JCLI-0004-01) and the ARISE ANR project. T.L. is supported by NSFC 41630423 and NSF AGS-1565653 grants. S.M. is supported by the Australian Research Council (ARC) through grant number FT160100162. J.-S.K. was supported by a National Research Foundation of Korea (NRF) grant funded by the Korea government (MSIT) (NRF-2018R1A5A1024958). J.-Y.Y. is supported by NSF AGS-1505145 and AGS-1833075 grants. M.F.S. is supported by the Institute for Basic Science (project code IBS-R028-D1). Y.-G.H. is funded by the Korea Meteorological Administration Research and Development Program under grant KMI2018-03214. M.J.M. is supported by NOAA and PMEL contribution number 4838. Y.D. is supported by the National Natural Science Foundation of China (41525019, 41830538, and 41521005) and the State Oceanic Administration of China (GASI-IP0VAI-02). D.D. is supported by ARC grant number CE170100023. M.M.-R. has been supported by the MORDICUS grant under contract ANR-13-762 SENV-0002-01 and CGL2017-86415-R. Y.R.-R. is supported by an 800154-INADEC individual MSCA-IF-EF-ST grant. S.-P.X. is supported by the NSF. J.B.K. was supported by the National Environment Research Council (NE/N005783/1). **Author contributions:** The manuscript was written as a group effort during two “Pantropical interbasin climate interactions” workshops held at Xiamen University and Jeju Island. All authors contributed to the manuscript preparation, interpretations, and the discussions that led to the final figure design. W.C. and L.W. designed the study and coordinated the writing. M.L., T.L., S.M., J.-S.K., A.S., J.-Y.Y., Xic.L., M.F.S., Y.C., Y.-G.H., M.J.M., N.K., Y.R.-R., and J.B.K. coordinated the discussion for various sections. B.N. helped to collate comments and prepare an initial version. **Competing interests:** The authors declare no competing interests. **Data and materials availability:** All observation and model datasets used here are publicly available or available on request.
- 10.1126/science.aav4236

Pantropical climate interactions

Wenju Cai, Lixin Wu, Matthieu Lengaigne, Tim Li, Shayne McGregor, Jong-Seong Kug, Jin-Yi Yu, Malte F. Stuecker, Agus Santoso, Xichen Li, Yoo-Geun Ham, Yoshimitsu Chikamoto, Benjamin Ng, Michael J. McPhaden, Yan Du, Dietmar Dommenget, Fan Jia, Jules B. Kattar, Noel Keenlyside, Xiaopei Lin, Jing-Jia Luo, Marta Martín-Rey, Yohan Ruprich-Robert, Guojian Wang, Shang-Ping Xie, Yun Yang, Sarah M. Kang, Jun-Young Choi, Bolan Gan, Geon-Il Kim, Chang-Eun Kim, Sunyoung Kim, Jeong-Hwan Kim and Ping Chang

Science **363** (6430), eaav4236.
DOI: 10.1126/science.aav4236

Tropical interconnections

The El Niño–Southern Oscillation, which originates in the tropical Pacific, affects the rest of the world's tropics by perturbing global atmospheric circulation. Less appreciated than this influence is how the tropical Atlantic and Indian Oceans affect the Pacific. Cai *et al.* review what we know about these pantropical interactions, discuss possible ways of improving predictions of current climate variability, and consider how projecting future climate under different anthropogenic forcing scenarios may be improved. They argue that making progress in this field will require sustained global climate observations, climate model improvements, and theoretical advances.

Science, this issue p. eaav4236

ARTICLE TOOLS

<http://science.sciencemag.org/content/363/6430/eaav4236>

REFERENCES

This article cites 104 articles, 3 of which you can access for free
<http://science.sciencemag.org/content/363/6430/eaav4236#BIBL>

PERMISSIONS

<http://www.sciencemag.org/help/reprints-and-permissions>

Use of this article is subject to the [Terms of Service](#)